




EDGE

Powered by **MODUL**

TEM





tipo type	denominazione description	descrizione tecnica technical data	dimensione size	colore dei pin pin colour
SP10	INTERRUTTORE UNIPOLARE SWITCH 1WAY	16AX 250V~	1M	■ PC cromato chrome
SP11	PULSANTE UNIPOLARE PUSH BUTTON 1WAY	16A 250V~	1M	■ PA antracite anthracite
SP12	INTERRUTTORE UNIPOLARE SWITCH 1WAY	20A 250V~	1M	■ PB nero black
⋮	⋮	⋮	⋮	■ PG oro gold

INTERRUTTORE UNIPOLARE 16 AX 250 V~ 1M

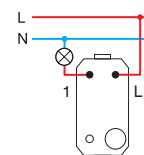


- SP10PC
- SP10PA
- SP10PB
- SP10PG

- interruttore
- 16 AX 250 V~, tipo SP10
- conforme a EN 60669-1
- fissaggio dei conduttori con vite di serraggio 1,5-2,5 mm²

SWITCH 1WAY 16AX 250V~ 1M

- switch
- 16AX 250V~, type SP10
- in accordance with EN 60669-1
- screw contacts 1.5-2.5mm²



PULSANTE UNIPOLARE 16 A 250 V~ 1M

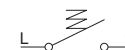
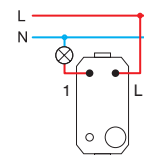


- SP11PC
- SP11PA
- SP11PB
- SP11PG

- pulsante
- 16 A 250 V~, tipo SP11
- conforme a EN 60669-1
- fissaggio dei conduttori con vite di serraggio 1,5-2,5 mm²

PUSH BUTTON 1WAY 16A 250V~ 1M

- push button
- 16A 250V~, type SP11
- in accordance with EN 60669-1
- screw contacts 1.5-2.5mm²



INTERRUTTORE UNIPOLARE 20 A 250 V~ 1M

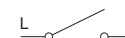
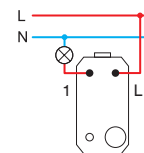


- SP12PC
- SP12PA
- SP12PB
- SP12PG

- interruttore
- 20 A 250 V~, tipo SP12
- conforme a EN 60669-1
- fissaggio dei conduttori con vite di serraggio 1,5-2,5 mm²

SWITCH 1WAY 20A 250V~ 1M

- switch
- 20A 250V~, type SP12
- in accordance with EN 60669-1
- screw contacts 1.5-2.5mm²



INTERRUTTORE BIPOLARE 16 AX 250 V~ 1M

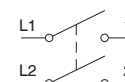
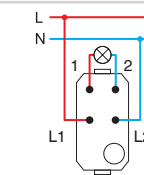


- SP20PC
- SP20PA
- SP20PB
- SP20PG

- interruttore
- 16 AX 250 V~, tipo SP20
- conforme a EN 60669-1
- fissaggio dei conduttori con vite di serraggio 1,5-2,5 mm²
- solo in combinazione con il tasto TM15

SWITCH 2POLE 16AX 250V~ 1M

- switch
- 16AX 250V~, type SP20
- in accordance with EN 60669-1
- screw contacts 1.5-2.5mm²
- only in combination with button TM15

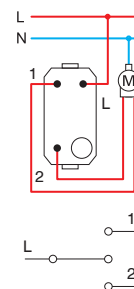




- SP40PC
- SP40PA
- SP40PB
- SP40PG

INTERRUTTORE PER SERRANDE 1-0-2 16 AX 250 V~ 1M

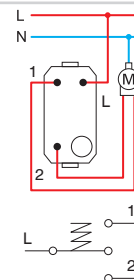
- interruttore
- 16 AX 250 V~, tipo SP40
- conforme a EN 60669-1
- fissaggio dei conduttori con vite di serraggio 1,5–2,5 mm²
- SWITCH SHUTTERS 1-0-2 16AX 250V~ 1M*
- switch
- 16AX 250V~, type SP40
- in accordance with EN 60669-1
- screw contacts 1.5-2.5mm²



- SP41PC
- SP41PA
- SP41PB
- SP41PG

PULSANTE PER SERRANDE 1-0-2 16 A 250 V~ 1M

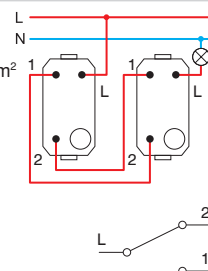
- pulsante
- 16 A 250 V~, tipo SP41
- conforme a EN 60669-1
- fissaggio dei conduttori con vite di serraggio 1,5–2,5 mm²
- PUSH BUTTON SHUTTERS 1-0-2 16A 250V~ 1M*
- push button
- 16A 250V~, type SP41
- in accordance with EN 60669-1
- screw contacts 1.5-2.5mm²



- SP60PC
- SP60PA
- SP60PB
- SP60PG

DEVIATORE 16 AX 250 V~ 1M

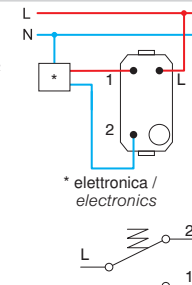
- interruttore
- 16 AX 250 V~, tipo SP60
- conforme a EN 60669-1
- fissaggio dei conduttori con vite di serraggio 1,5–2,5 mm²
- SWITCH 2WAY 16AX 250V~ 1M*
- switch
- 16AX 250V~, type SP60
- in accordance with EN 60669-1
- screw contacts 1.5-2.5mm²



- SP61PC
- SP61PA
- SP61PB
- SP61PG

DEVIATORE A PULSANTE 16 A 250 V~ 1M

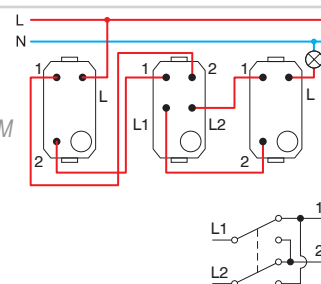
- pulsante
- 16 A 250 V~, tipo SP61
- conforme a EN 60669-1
- fissaggio dei conduttori con vite di serraggio 1,5–2,5 mm²
- PUSH BUTTON 2WAY 16A 250V~ 1M*
- push button
- 16A 250V~, type SP61
- in accordance with EN 60669-1
- screw contacts 1.5-2.5mm²



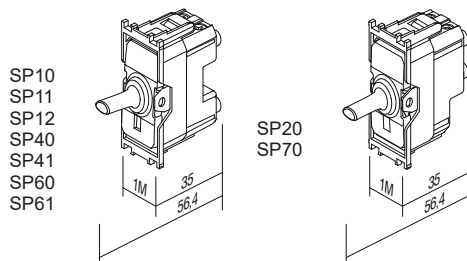
- SP70PC
- SP70PA
- SP70PB
- SP70PG

INVERTITORE 16 AX 250 V~ 1M

- interruttore
- 16 AX 250 V~, tipo SP70
- conforme a EN 60669-1
- fissaggio dei conduttori con vite di serraggio 1,5–2,5 mm²
- SWITCH INTERMEDIATE 16AX 250V~ 1M*
- switch
- 16AX 250V~, type SP70
- in accordance with EN 60669-1
- screw contacts 1.5-2.5mm²



1M= 22,5 x 45




metallo
metal


MA argento
silver



MT antracite
anthracite



MZ oro
gold




vetro
glass

GD nero
glass dark



GL bianco
glass light




C O V E R P L A T E S E D G E O G

tipo type	denominazione description	dimensione size	colore colour
OG10	PLACCA EDGE COVER PLATE EDGE	1/2M	MA argento silver GD nero glass dark
OG13	PLACCA EDGE COVER PLATE EDGE	1/3M	MT antracite anthracite GL bianco glass light
OG20	PLACCA EDGE COVER PLATE EDGE	2M	MZ oro gold
⋮	⋮	⋮	
⋮	⋮	⋮	

P

M




- OG10MAP
- OG10MTP
- OG10MZP
- OG10GDP
- OG10GLP

PLACCA EDGE 1/2M

- placca decorativa EDGE 1/2M
- conforme a EN 60669-1

COVER PLATE EDGE 1/2M

- decorative cover plate EDGE 1/2M
- in accordance with EN 60669-1




- OG20MAP
- OG20MTP
- OG20MZP
- OG20GDP
- OG20GLP

PLACCA EDGE 2M

- placca decorativa EDGE 2M
- conforme a EN 60669-1

COVER PLATE EDGE 2M

- decorative cover plate EDGE 2M
- in accordance with EN 60669-1




- | | |
|---|---|
|  OG13MAP |  OG13GDP |
|  OG13MTP |  OG13GLP |
|  OG13MZP | |

PLACCA EDGE 1/3M

- placca decorativa EDGE 1/3M
- conforme a EN 60669-1

COVER PLATE EDGE 1/3M

- decorative cover plate EDGE 1/3M
- in accordance with EN 60669-1




- | | |
|---|---|
|  OG30MAP |  OG30GDP |
|  OG30MTP |  OG30GLP |
|  OG30MZP | |

PLACCA EDGE 3M

- placca decorativa EDGE 3M
- conforme a EN 60669-1

COVER PLATE EDGE 3M

- decorative cover plate EDGE 3M
- in accordance with EN 60669-1




- | | |
|---|---|
|  OG40MAP |  OG40GDP |
|  OG40MTP |  OG40GLP |
|  OG40MZP | |

PLACCA EDGE 4M

- placca decorativa EDGE 4M
- conforme a EN 60669-1

COVER PLATE EDGE 4M

- decorative cover plate EDGE 4M
- in accordance with EN 60669-1




- | | |
|---|---|
|  OG70MAP |  OG70GDP |
|  OG70MTP |  OG70GLP |
|  OG70MZP | |

PLACCA EDGE 7M

- placca decorativa EDGE 7M
- conforme a EN 60669-1

COVER PLATE EDGE 7M

- decorative cover plate EDGE 7M
- in accordance with EN 60669-1



- | | |
|---|---|
|  OG23MAP |  OG23GDP |
|  OG23MTP |  OG23GLP |
|  OG23MZP | |

PLACCA EDGE 2/3M


- placca decorativa EDGE 2/3M
- conforme a EN 60669-1

COVER PLATE EDGE 2/3M


- decorative cover plate EDGE 2/3M
- in accordance with EN 60669-1

metallo
metal


MA argento
silver



MT antracite
anthracite




MZ oro
gold




vetro
glass

GD nero
glass dark



GL bianco
glas light



COVER PLATES EDGE OG


tipo type	denominazione description	dimensione size	colore colour
OG10	PLACCA EDGE COVER PLATE EDGE	1/2M	MA argento silver
OG13	PLACCA EDGE COVER PLATE EDGE	1/3M	MT antracite anthracite
OG20	PLACCA EDGE COVER PLATE EDGE	2M	MZ oro gold
...

colore colour	denominazione description
GD nero glass dark	OG10GDM
GL bianco glass light	OG10GLM

tipo type	denominazione description
M	OG10MAM
P	OG10MTM



PLACCA EDGE 1/2M




OG10MAM	OG10GDM
OG10MTM	OG10GLM
OG10MZM	

- placca decorativa EDGE 1/2M
- conforme a EN 60669-1

COVER PLATE EDGE 1/2M

- decorative cover plate EDGE 1/2M
- in accordance with EN 60669-1

PLACCA EDGE 2M



OG20MAM	OG20GDM
OG20MTM	OG20GLM
OG20MZM	

- placca decorativa EDGE 2M
- conforme a EN 60669-1

COVER PLATE EDGE 2M

- decorative cover plate EDGE 2M
- in accordance with EN 60669-1

PLACCA EDGE 2x2M




OG24MAM	OG24GDM
OG24MTM	OG24GLM
OG24MZM	

- placca decorativa EDGE 2x2M
- installazione orizzontale o verticale
- conforme a EN 60669-1

COVER PLATE EDGE 2x2M

- decorative cover plate EDGE 2x2M
- horizontal or vertical mounting
- in accordance with EN 60669-1

PLACCA EDGE 3x2M




OG26MAM	OG26GDM
OG26MTM	OG26GLM
OG26MZM	

- placca decorativa EDGE 3x2M
- installazione orizzontale o verticale
- conforme a EN 60669-1

COVER PLATE EDGE 3x2M

- decorative cover plate EDGE 3x2M
- horizontal or vertical mounting
- in accordance with EN 60669-1

PLACCA EDGE 4x2M



OG28MAM	OG28GDM
OG28MTM	OG28GLM
OG28MZM	

- placca decorativa EDGE 4x2M
- installazione orizzontale o verticale
- conforme a EN 60669-1


COVER PLATE EDGE 4x2M

- decorative cover plate EDGE 4x2M
- horizontal or vertical mounting
- in accordance with EN 60669-1

MODUL

EDGE



- | | |
|---|---|
|  OG13MAM |  OG13GDM |
|  OG13MTM |  OG13GLM |
|  OG13MZM | |

PLACCA EDGE 1/3M

- placca decorativa EDGE 1/3M
- conforme a EN 60669-1

COVER PLATE EDGE 1/3M

- decorative cover plate EDGE 1/3M
- in accordance with EN 60669-1



- | | |
|---|---|
|  OG30MAM |  OG30GDM |
|  OG30MTM |  OG30GLM |
|  OG30MZM | |

PLACCA EDGE 3M

- placca decorativa EDGE 3M
- conforme a EN 60669-1

COVER PLATE EDGE 3M

- decorative cover plate EDGE 3M
- in accordance with EN 60669-1



- | | |
|--|---|
|  OG40MAM |  OG40GDM |
|  OG40MTM |  OG40GLM |
|  OG40MZM | |

PLACCA EDGE 4M

- placca decorativa EDGE 4M
- conforme a EN 60669-1

COVER PLATE EDGE 4M

- decorative cover plate EDGE 4M
- in accordance with EN 60669-1




- | | |
|---|---|
|  OG70MAM |  OG70GDM |
|  OG70MTM |  OG70GLM |
|  OG70MZM | |






PLACCA EDGE 7M

- placca decorativa LINE 7M
- conforme a EN 60669-1

COVER PLATE EDGE 7M

- decorative cover plate EDGE 7M
- in accordance with EN 60669-1



- | | |
|---|---|
|  OG23MAM |  OG23GDM |
|  OG23MTM |  OG23GLM |
|  OG23MZM | |

PLACCA EDGE 2/3M

- placca decorativa EDGE 2/3M
- conforme a EN 60669-1

COVER PLATE EDGE 2/3M

- decorative cover plate EDGE 2/3M
- in accordance with EN 60669-1

C O V E R P L A T E S E D G E O G



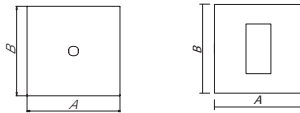
MODUL

EDGE

A x B

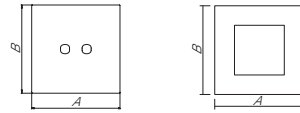


1/2M



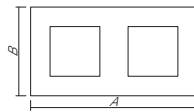
92 x 92 mm

2M



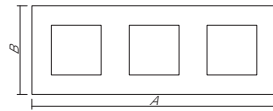
92 x 92 mm

2x2M



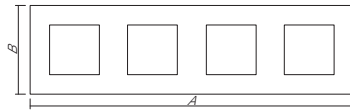
163 x 92 mm

3x2M



234 x 92 mm

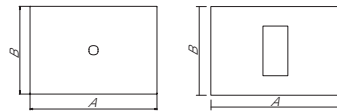
4x2M



305 x 92 mm

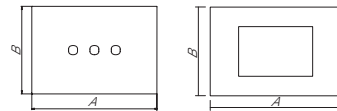


1/3M



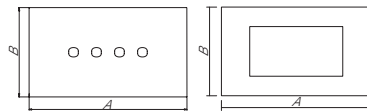
132 x 92 mm

3M



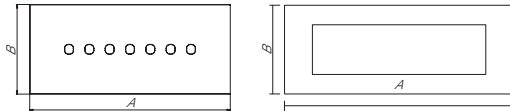
132 x 92 mm

4M



154 x 92 mm

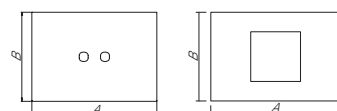
7M



222 x 92 mm



2/3M



132 x 92 mm

TECHNICAL CATALOGUE
MODUL EDGE

2023

IT

